



LUDWIG-
MAXIMILIANS-
UNIVERSITÄT
MÜNCHEN

VOLKSWIRTSCHAFTLICHE FAKULTÄT



Marin, Dalia:

The Opening Up of Eastern Europe at 20-Jobs, Skills,
and 'Reverse Maquiladoras' in Austria and Germany

Munich Discussion Paper No. 2010-14

Department of Economics
University of Munich

Volkswirtschaftliche Fakultät
Ludwig-Maximilians-Universität München

Online at <http://epub.ub.uni-muenchen.de/11435/>

The Opening Up of Eastern Europe at 20 - Jobs, Skills, and ‘Reverse Maquiladoras’ in Austria and Germany*

Dalia Marin
University of Munich and Bruegel

September 2009

* We are grateful for financial support from the European Commission under the FP7 Framework programme Science, Innovation, Firms and Markets in a Globalised World" (SCI-FI GLOW).

Abstract

Many people in the European Union fear that Eastern Enlargement leads to major job losses. More recently, these fears about job losses have extended to high skill labor and IT jobs. The paper examines with unique firm level data whether these fears are justified for the two neighboring countries of Eastern Enlargement Austria and Germany. We find that Eastern Enlargement leads to surprising small job losses of less than 0.5 percent of total employment in Germany and of 1.5 percent in Austria, because jobs in Eastern Europe do not compete with jobs in Austria and Germany. Low cost jobs of affiliates in Eastern Europe help Austrian and German firms to stay competitive in an increasingly competitive environment. However, we also find that multinational firms in Austria and Germany are outsourcing skill intensive activities to Eastern Europe taking advantage of cheap abundant skilled labor there. We find that the firms' outsourcing activities to Eastern Europe are a response to a human capital scarcity in Austria and Germany which has become particularly severe in the 1990s. We indeed find a reverse pattern of 'Maquiladoras' emerging with Eastern Enlargement in Austria and Germany compared to what economists have found for the North American Free Trade Agreement. Skilled workers in Austria and Germany are losing from outsourcing. In both countries outsourcing contributes 35 percent and 41 percent, respectively, to changes in relative wages for skilled workers in Austria and Germany. To address the skill exodus to Eastern Europe we suggest liberalizing the movement of high skill labor.

1. Introduction

Many people in the European Union fear that Eastern Enlargement leads to major job losses in the member countries, in particular in Austria and Germany as the two most important neighbors of Eastern Enlargement. More recently, in Germany these fears about job losses to the accession countries have extended to high skill labor and IT jobs. German firms are seen to outsource the skill intensive stages of production to Eastern Europe leading to an exodus of firms and high skill jobs to Eastern Europe. Are these fears justified?

To address these questions the paper makes use of new survey data of 660 German and Austrian firms with 2200 investment projects in Eastern Europe during the period 1990 to 2001. The new survey data represent 100 percent of Austrian and 80 percent of German direct investment in Eastern Europe.

The paper is discussing three issues. First, I examine whether Eastern Europe has become a new member in the new international division of labor which has characterized the world economy in the last two decades. Is Eastern Europe becoming an important location for firms' international organization of production? (section 4) Then I examine whether an exodus of jobs to Eastern Europe has, in fact, taken place. Has Eastern Enlargement encouraged the relocation of firms to Eastern Europe substituting cheap Eastern workers for costly German or Austrian workers? (section 5) Third, I look at whether it is indeed the case that the high skill jobs are moving to the East as is repeatedly argued in the public press in Germany (section 6). Is a reverse pattern of 'Maquiladoras' emerging after Eastern Enlargement? (section 7). Lastly I discuss some of the proposals made to address the problem of firms' outsourcing of high skilled labor. In particular I show that subsidizing R&D activity in Germany or Austria to prevent the skill exodus to Eastern Europe will exacerbate the problem. I then suggest to immediately liberalize the movement of skilled workers with Eastern Enlargement to address the human capital crisis in Germany and Austria.

2. Trade and Investment Integration with Eastern Europe

Since the fall of communism trade integration with Eastern Europe has taken place on a fast pace in both countries. In 2006 14.7 percent of Germany's and 20.6 percent of Austria's exports are going to Eastern Europe and the CIS (Commonwealth of Independent States) and 15 percent of both countries imports are coming from this region.

Table 1. Trade Integration with Eastern Europe

	Austria						Germany					
	Export Share			Import Share			Export Share			Import Share		
	1990	2001	2006	1990	2001	2006	1990	2001	2006	1990	2001	2006
	in percent ¹											
CEE	5.0	12.2	12.8	2.5	9.7	9.6	3.0	7.8	9.4	2.8	8.8	9.8
SEE	3.2	2.8	4.4	0.2	1.2	2.4	1.8	1.0	1.6	1.8	0.7	1.0
CIS	2.2	1.8	3.4	1.8	2.2	3.0	4.1	2.4	3.7	3.2	3.2	4.8
Total	10.4	16.8	20.6	6.8	13.1	15.1	8.9	11.2	14.7	7.7	12.7	15.6

Source: Statistik Austria, Statistisches Bundesamt

¹ of total Austrian and German exports or imports, respectively

Note: CEE includes Baltic States, Czech Republic, Hungary, Poland, Slovak Republic, and Slovenia; SEE includes Albania, Bosnia-Herzegovia, Bulgaria, Croatia, Macedonia, Romania, and Serbia; and CIS includes Armenia, Azerbaijan, Belarus, Georgia, Kazakhstan, Kyrgyzstan, Moldova, Russia, Tajikistan, Turkmenistan, Ukraine, and Uzbekistan.

Table 2. Investment Integration with Eastern Europe

	Austria				Germany			
	Outgoing FDI ¹				Outgoing FDI ¹			
	average 1992-1994	average 2000-2002	average 2005-2007	2008	average 1992-1994	average 1999-2001	average 2005-2007	2008
FDI to EE in percent of total FDI	34.1	87.7	58.3	50.3	5.4	2.4	13.0	10.2
CEE	94.8	81.0	11.5	30.1	90.7	83.6	43.3	43.6
Czech Republic	29.0	16.7	12.1	10.3	32.8	18.1	8.4	15.0
Hungary	52.9	23.1	10.4	14.9	36.9	12.5	9.7	8.9
Poland	1.7	7.6	-18.6	3.0	16.7	27.9	21.0	12.5
Slovak Republic	5.2	24.3	4.7	-0.3	3.4	22.9	3.9	2.3
Slovenia	5.8	9.1	2.9	2.2	0.3	0.9	1.1	-0.1
Baltic States	0.1	0.2	-	-	0.7	1.2	-0.8	4.9
SEE	4.1	12.2	69.7	32.7	3.1	16.0	15.5	12.6
Bulgaria	0.6	1.1	10.5	10.9	3.2	1.2	1.7	4.9
Croatia	2.9	8.0	15.1	7.8	1.0	12.0	1.7	1.1
Romania	0.5	3.2	36.6	9.4	0.5	3.1	9.7	4.9
CIS	0.5	6.2	18.8	37.2	4.0	7.4	41.3	43.8
Russia	0.5	5.3	12.5	14.7	2.7	7.0	26.6	32.8
Ukraine	0.0	0.8	6.2	22.5	1.3	0.4	14.5	10.6

Source: Austrian National Bank, German National Bank, and UNCTAD (2000).

¹ in percent of total outgoing foreign direct investment (FDI) flows to Eastern Europe

During the 1990s investment integration with Eastern Europe has been much more pronounced than trade integration, in particular in Austria. In 2000-2002 Eastern Europe accounts for 88 percent of total outgoing investment in Austria, while the share of Eastern Europe in Germany's foreign investment is 2 percent only. Thus, with the opening up of Eastern Europe Austria has concentrated almost all its outgoing investment to this region, while on a global scale Eastern Europe is of little importance as a host region for Germany (see Table 2). Nevertheless, Germany and Austria are the most important investors in this region. Both countries account for around 50 percent of total incoming foreign investment in Croatia and Slovenia and for around 40 percent of total incoming investment in the Czech Republic, Hungary, and the Slovak Republic (see Marin, Lorentowicz, Raubold 2002). More recently, however, both countries expanded their investment activity to Russia and SEE at the expense of CEE. As a result, Eastern Europe has become more important as a location for Germany (its share increased from 2.4 percent in 1999-2001 to 13 percent in 2005-2007) while less important for Austria (its share declined from 88 percent in 2000-2002 to 58 percent in 2005-2007).

3. The Data

The firm survey among German and Austrian investors in Eastern Europe has been conducted in the years 1997-2001 in Germany and 1999-2001 in Austria. The sample consists of 2200 investment projects by 660 Austrian and German firms during the period 1990 to 2001. In terms of value the 1200 German investment projects represent 80 percent of total German investment in Eastern Europe, while the 1000 Austrian investment projects represent 100 percent of total Austrian investment in Eastern Europe. The data cover the period of 1990-2001, but the actual numbers are from the years 1997-2000 in Germany and 1999-2000 in Austria.

Under communism no foreign direct investments in Eastern Europe have taken place due to a political ownership constraint. Thus, when we started the firm survey among German and Austrian firms with investments in Eastern Europe, we were in the unique situation to go for detailed information on each foreign investment project in Eastern Europe and at the same time to aim for a full population sample. The result is a data set that allows us to say something representative about how foreign direct investment and outsourcing to Eastern Europe affect the Austrian and German economy. At the same time, the data also allow us to say something representative of how incoming foreign investment is affecting Eastern Europe, because Austria and Germany are such important investors in this region.

The questionnaire of the survey comes in three parts: information on parent firms in Austria and Germany, information on the actual investment project, and information on Eastern European affiliates and their environment. A parent firm may undertake more than one investment in Eastern Europe. In the sample the Austrian investor has undertaken 4 to 5 investments and the German investor 2 to 3 investments in Eastern Europe on average. Due to the length of the questionnaire (we collected information on about 500 variables) we personally visited the parent firms in Austria and Germany, respectively or conducted the interview by phone. Very few questionnaires have been sent out by mail and have been filled out anonymously. The

sample is unique in several dimensions. First, it includes detailed information on parent firms in Austria and Germany, like balance sheet data, the internal organization of the multinational enterprise, its global network, the incentive system used for its workers, power relations between parent and affiliates etc. Second, it contains information about how and where the investment is financed. Third, it includes information on affiliates in Eastern Europe like ownership structure, type of ownership, financial structure, competitive environment, parent and affiliate trade relations etc. The sample consists of quantitative as well as qualitative information.

4. A New Member in the Global Division of Labor?

Is Eastern Enlargement offering Eastern Europe the prospect of becoming a new member in the new international division of labor? If yes, what kind of firm activity is transferred to Eastern Europe? In the last two decades the world economy has gone through a dramatic change. A new international division of labor is emerging in the world economy. The global firm produces one input in one location which is then sent for refinement to a second location. The refined input then gets further refinement in a third location. Thus, firms geographically separate different production stages across the world economy to exploit differences in production costs.¹ Take the example of the German firm Siemens. As other global corporations, Siemens has organized its activities in a global value chain with its R&D and engineering activity located in Europe and the US, procurement and logistics located in South East Asia, its assembly activity located in Eastern Europe, and its marketing activity organized on the local market or via the internet.² Is this organizational pattern a more general trend among firms in Austria and Germany, respectively and is Eastern Europe becoming an important location for these firms in their global organization of production?

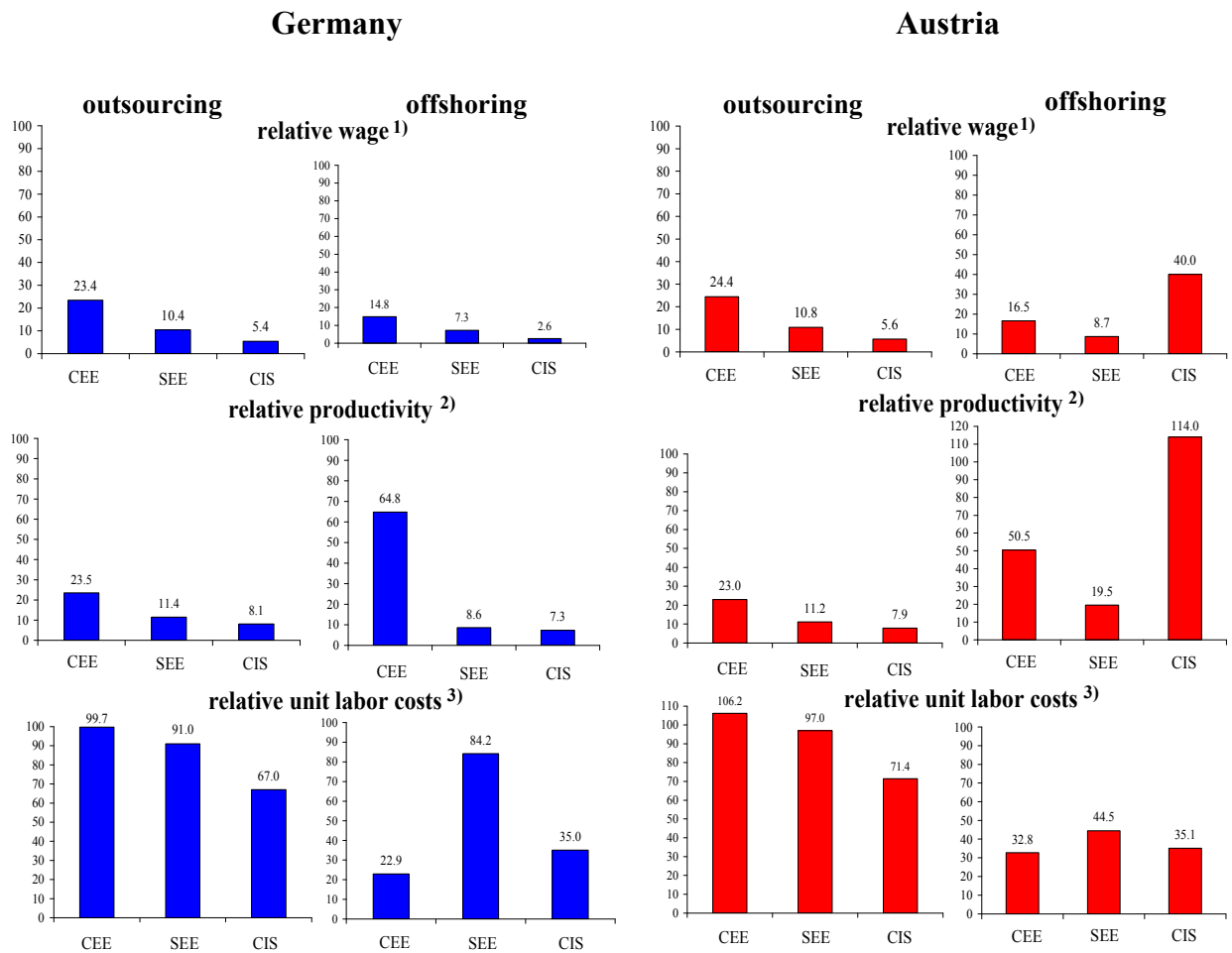
In other words, why do German and Austrian firms invest in Eastern Europe (EE)? Do they want to replicate their production facilities in the countries in EE or do they want to exploit differences in factor costs between Germany and Austria on the one hand and EE on the other? The former is a horizontal foreign direct investment (FDI) and is primarily motivated to gain access to the host country market. The latter is a vertical FDI and is motivated by wage differentials.³ One reason why we might be interested to distinguish between these two forms of multinational activity is to identify their potential effects on wage inequality and employment levels in Austria and Germany.

¹ The new features of globalization are described in the Globalization Report to the European Commission, see Bourguignon et al 2002.

² See Financial Times Deutschland, 12. December 2003, and Sorg, Armin, Erwartungen und Erfahrungen eines Großunternehmens: Das Beispiel der Siemens AG, Ökonomische Konsequenzen einer EU-Osterweiterung, Friedrich Ebert Stiftung, Digitale Bibliothek, Bonn 2001.

³ For the theory of vertical FDI, see Helpman (1984), Helpman and Krugman (1985), for theories of horizontal FDI, see Brainard (1993, 1997), Markusen and Venables (2000).

Figure 1. Comparative Advantage with Eastern Europe



Source: The Vienna Institute for International Economic Studies (wiiw); Statistisches Bundesamt; Statistik Austria; Chair of International Economics, University of Munich, firm survey of 2200 investment projects in Eastern Europe by 660 firms

¹⁾ outsourcing: average wage (wage bill per employee) in Eastern Europe relative to Germany and Austria, respectively, in 2001

offshoring: average wage (wage bill per employee) of affiliates in Eastern Europe relative to parent firms in Germany and Austria, respectively; for Austria in 1999-2000 and for Germany in 1997-2000

²⁾ outsourcing: GDP per employment in Eastern Europe relative to Germany and Austria, respectively, in 2001.

offshoring: sales per employee of affiliates in Eastern Europe relative to parent firms in Germany and Austria, respectively; for Austria in 1999-2000 and for Germany in 1997-2000

³⁾ outsourcing: wage bill divided by GDP in Eastern Europe relative to Germany and Austria, respectively, in 2001

offshoring: wage bill divided by sales of affiliates in Eastern Europe relative to parent firms in Germany and Austria, respectively; for Austria in 1999-2000 and for Germany in 1997-2000

CEE includes Estonia, Latvia, Lithuania, Poland, Slovakia, Slovenia, Czech Republic, Hungary; SEE includes Albania, Bosnia-Herzegovina, Bulgaria, Croatia, Republic of Macedonia, Romania; CIS includes Armenia, Azerbaijan, Georgia, Kazakhstan, Kyrgyzstan, Moldavia, Russia, Tadjikistan, Turkmenistan, Ukraine, Uzbekistan, Belarus

When multinational firms wish to exploit differences in factor costs in Eastern Europe how much in terms of labor costs can they save when establishing an affiliate in Eastern Europe? In Figure 1 we compare relative wages, relative productivity, and relative unit labor costs be-

tween Austria and Germany on the one hand and Central Eastern Europe (CEE), Southern Eastern Europe (SEE), and the countries of the former Soviet Union (CIS) on the other. We focus first on Germany. It appears from the left panel of Figure 1 that wages in CEE are about 23 percent of those in Germany, while these countries' productivity has reached about 23 percent of Germany's productivity level. As a result, labor unit costs in CEE countries are the same as in Germany. Thus, when German firms buy input goods in one of the countries in CEE they do not save on costs for the input good compared to when the input is produced in Germany.

Can these costs be reduced when multinational firms open an affiliate in one of the CEE countries and produce the input themselves? Figure 1 reveals that German affiliates in CEE pay 16.5 percent of their German parent wages but are increasing their productivity to 60 percent of the parents' productivity level. Therefore, they can reduce the labor costs by 72.4 percent relative to their parent firms' cost in Germany.

In the SEE countries (Romania, Bulgaria, Croatia) both wages and productivity are low so that unit labor costs in the SEE countries are 91 percent of Germany's unit labor costs. Furthermore, these costs are not reduced by as much as in the CEE countries when German firms produce locally in the SEE countries (labor cost are reduced by 50 percent), since producing locally does not help to increase productivity as much as in the CEE countries.

The picture looks different in the CIS countries. Relative wages in Russia and Ukraine are 5 percent of Germany's, while these countries have 8 percent of Germany's productivity, so that their unit labor costs are 67 percent of Germany's. However, when German firms produce locally in affiliates in the CIS they can save 73 percent of their labor costs due to lower wages of German affiliates in Russia and Ukraine.

The right panel of Figure 1 gives similar numbers for Austria.

But how important are each of these motivations – market seeking versus cost advantage seeking – for foreign direct investments in Eastern Europe? Are German and Austrian firms primarily moving their activities to Eastern Europe to exploit differences in factor prices or do they want to be close to the Eastern European market by producing locally?

One way to answer this question is to look at the pattern of intra-firm trade. In Table 3 I use the pattern of intra-firm trade as a criterion whether German and Austrian foreign investments in Eastern Europe, respectively are market seeking or cost advantage seeking. I define a foreign investment in Eastern Europe as a multinational outsourcing activity driven to exploit differences in factor prices when parent firms in Austria and Germany, respectively export input goods to their affiliates in Eastern Europe as well as import these goods back from their affiliates in Eastern Europe after refinement. Thus, in an outsourcing activity affiliates in Eastern Europe do not produce exclusively for the local market. This way, multinational outsourcing involves an intra-firm export from the parent firm in Germany or Austria to their

affiliates in Eastern Europe as well as an intra-firm import from their affiliates in Eastern Europe to Germany or Austria.⁴

I focus first on Germany. From the right panel of Table 3 we see that on average 45 percent of all German investment to Eastern Europe fulfill these criteria and are outsourcing activities of German firms motivated by lower wages in Eastern Europe. The importance of outsourcing investment becomes, however, much larger for individual Eastern European countries. Outsourcing dominates among German investment in the Czech Republic, Bulgaria, Slovakia, and Romania (share of around 70 percent). It plays little role in Slovenia and Poland. When a tighter criterion for outsourcing is used requiring that parent firms import at least 20 percent of their Eastern European affiliates' output rather than import at all, German multinationals outsourcing is reduced to 10 percent in the Czech Republic, to 7 percent in Russia and to 2 percent in Ukraine. All the other numbers remain the same.

Among Austrian multinationals the outsourcing activities to Eastern Europe are much less important. Only 17 percent of total Austrian investment to Eastern Europe is motivated by lower wages in Eastern Europe. But again the share varies considerably across individual countries in Eastern Europe. 68 percent of Austria's investment in Russia and 42 percent of its investment in Poland are motivated by factor prices. These numbers are not changed when the stricter criterion for outsourcing is applied requiring parent firms to import at least 20 percent of their Eastern European affiliates' output.

⁴ In the literature different definitions of outsourcing have been used. Hummels et al (2001) use input-output tables at the industry level to calculate an index of vertical specialization. Vertical specialization is defined as the share of imported inputs which is reexported. Hanson et al (2001) use the notion of export platforms to calculate the share of exports in percent of affiliates' output of US multinationals. The criterion for outsourcing used here is somewhat more strict than those in the literature. It is more strict than Hummels et al's measure of vertical specialization, since I include intra-firm inputs only, while Hummels et al include inputs also between independent firms. It is also more strict than Hanson et al's concept of export platforms, since I require an import as well as an export between parent and affiliates and I include exports of affiliates to parent firms only, while Hanson et al include all exports of affiliates whatever their destination in their measure of export platforms.

Table 3. Multinationals' Outsourcing Activity to Eastern Europe ¹⁾

	Austrian Multinationals		German Multinationals	
	cases	in percent ²⁾	cases	in percent ²⁾
CEE	118	17.12	185	46.68
Baltic States	3	3.11	7	28.43
Czech Republic	36	11.73	77	75.95
Hungary	27	10.19	42	27.18
Poland	20	41.54	38	14.50
Slovak Republic	19	9.94	16	68.71
Slovenia	13	15.49	5	12.44
SEE	39	12.06	33	55.68
Bulgaria	4	2.99	9	71.94
Romania	14	24.20	19	63.68
other SEE	21	8.46	5	14.29
CIS	18	42.11	59	29.15
Russia	7	67.90	31	26.59
Ukraine	8	16.14	4	17.11
other CIS	3	3.72	24	49.36
all transition countries	175	17.27	277	45.44

Source: Chair of International Economics, University of Munich, firm survey of 2200 investment projects in Eastern Europe by 660 firms

¹⁾ parent firms export intermediate goods as well as import intermediate or final goods from their affiliates in Eastern Europe; A tighter criterion for outsourcing requiring that parent firms import at least 20 percent of their Eastern European affiliates' output (rather than import at all) reduces the German multinationals' outsourcing numbers for the Czech Republic to 10 percent, for Russia to 7 percent, and for Ukraine to 2 percent. All other numbers remain the same.

²⁾ of all foreign direct investments in respective Eastern European country.

In sum, the pattern of vertical specialization that has emerged between Germany and Eastern Europe on the one hand and Austria and Eastern Europe on the other, suggests that some of the Eastern European countries like Hungary, Poland, the Slovak Republic, Romania, and Russia have clearly become new members in the international division of labor.

5. An Exodus of Jobs?

In the previous section we have documented that German and Austrian firms can save a substantial amount of labor costs (between 37 to 73 percent) by outsourcing activities to Eastern Europe. We also showed that in Germany 45 percent and in Austria 17 percent of investments in Eastern Europe are motivated by lower wages in Eastern Europe in which these firms outsource labor intensive production stages to Eastern Europe. Does this imply that these outsourcing activities have caused major job losses in Germany and Austria, respectively? We first look at what firms themselves say they are doing and then turn to an econometric analysis.

5.1 What the Firms say ...

In this section we give a back on the envelope calculation of multinational job relocations to Eastern Europe based on what multinational corporations say they are doing. In the firm survey we ask firms to classify what motivated their investment to Eastern Europe and whether or not the investment is a relocation of production to Eastern Europe or created additional capacity in Eastern Europe beyond the production in Austria and Germany, respectively. The motivations considered are access to the Eastern European market, market size, lower production costs, availability of well trained skilled labor, avoidance of transport costs and of exchange rate risk etc. In addition firms gave us information on how many jobs each of their investment created in Eastern Europe. A positive response to lower production costs and to offshore production in the survey together with the filled in information on jobs in Eastern Europe is then used to compute the job losses associated with offshore production in Austria and Germany, respectively.

Table 4. Multinationals' Job Relocations to Eastern Europe

	Austria	Germany	Austria	Germany
	number of jobs			
	subjective measure		objective measure	
Relocation Induced Jobs				
due to:				
offshore production	-10,494	-115,698		
low production costs	-38,022	-117,074		
intra-firm imports			-57,833	-207,220
affiliate to parent productivity	0.61	0.56	0.77	0.43
Job Destruction	-29,595	-130,352	-44,531	-89,105
Trade induced Jobs				
due to:				
induced exports to EE	7,157	36,606	2,951	53,607
induced imports from EE	-4,901	-34,555	-5,433	-107,904
Job Creation	4,279	2,051	-2,482	-54,297
Net Job Destruction	-25,316	-128,301	-47,013	-143,402
in percent of parent employment	-1.72	-1.07	-3.19	-1.19
in percent of total employment	-0.82	-0.38	-1.51	-0.42
		Austria	Germany	
Total Affiliates Employment (survey)		201,795	463,550	
Total Parent Employment		1,473,176	12,044,598	
Total Employment		3,106,000	34,133,000	

Source: Chair of International Economics, University of Munich, firm survey of 2200 investment projects in Eastern Europe by 660 firms

Notes:

offshore production: number of jobs created in Eastern European affiliates, when firms classified the investment as a relocation activity from Germany and Austria, respectively.

low production costs: number of jobs created in Eastern European affiliates, when investors ranked low production costs as decisive or important motivation for the investment.

intra-firm imports: number of jobs created in Eastern European affiliates, when parent firms in Germany and Austria import inputs from their affiliates in Eastern Europe.

affiliate to parent productivity: ratio of value added per employee in Eastern European affiliates to value added per employee in parent firms.

induced exports: number of jobs created in Austria and Germany, respectively, due to inputs delivered by parent firms to affiliates in EE. The value of inputs is divided by parent firms value added per worker to obtain the number of jobs created in Austria and Germany, respectively.

induced imports: number of jobs lost in Austria and Germany, respectively, due to intermediate and final goods sent by affiliates in Eastern Europe to parent firms. The value added of EE affiliates is divided by parent firms value added per worker to obtain the number of jobs lost in Austria and Germany, respectively.

The calculation of job losses based on this 'subjective measure' is given in Table 4. German multinationals have created 463.550 jobs and Austrian multinationals 201.795 jobs in Eastern Europe. According to our calculation these newly created jobs in Eastern Europe have led to a direct loss of 128.301 jobs in Germany and 25.316 jobs in Austria due to multinational relocations to Eastern Europe. These figures are obtained by computing the jobs created by German firms in Eastern Europe when investors have given low costs or outsourcing as the prime motivation for the investment. Out of this motivation German firms have created 232,772 jobs in Eastern Europe, which accounts for 50 percent of total German affiliates' employment in Eastern Europe. Note however, that German affiliates in Eastern Europe have on average 56

percent of the productivity level of their parent firms only. Therefore, one job created in Eastern Europe is equivalent to a 0.56 job lost in Germany implying a relocation induced job destruction of 130.352 jobs in Germany.

But the opening of a subsidiary in Eastern Europe creates new trading opportunities. German parent firms typically deliver inputs for further refinement to their affiliates in Eastern Europe. These intra firm exports to EE create 36.606 jobs in Germany. The number is obtained by computing the number of jobs created in Germany, respectively due to inputs delivered by parent firms to affiliates in Eastern Europe. To compute the number of jobs created in Germany we divide the value of inputs sent to affiliates in Eastern Europe by the parents' value added per worker. Thus, 36.606 workers in Germany were used to produce the value of inputs sent to Eastern European affiliates.

Eastern European affiliates, in turn, deliver refined inputs or final goods back to parent companies. These intra firm imports from EE destroy 34.555 jobs in Germany. Again this number is obtained by computing the number of jobs destroyed in Germany due to EE affiliates' delivery of goods to parent firms in Germany. The value added of Eastern European affiliates is divided by parent firms' value added per worker. Thus, 34.555 workers are not used in German production, because the value added is produced by Eastern European affiliates. The described intra-firm exports and imports lead to a net trade induced job creation of 2.051 jobs. This adds up to a net destruction of 128.301 jobs in Germany.

An analogous computation results in a net destruction of 25.316 jobs in Austria. It is interesting to note that Austrian firms create 48.516 jobs in Eastern Europe out of a cost saving motivation, which accounts for 24 percent of total Austrian affiliate's employment in Eastern Europe. This is half as much as in Germany where 50 per cent of affiliates' jobs in Eastern Europe are created out of cost considerations.⁵ Taking the productivity differential between parent and affiliates and intra firm trade into account the job creation in Eastern Europe translates into a destruction of 25.316 jobs in Austria.

Furthermore, Table 4 gives an analogous calculation of job losses based on an 'objective measure' rather than on the relocation motive given by firms. In the 'objective measure' for an outsourcing investment we require that parent firms in Austria and Germany import input goods from their affiliates in Eastern Europe. Here we find that 207.220 jobs have been created in Eastern Europe by German firms which results in a job destruction of 89.105 which leads to a net destruction of 143.402 jobs in Germany because the trade induced job losses are much larger with this measure of outsourcing. The calculation based on the 'objective measure' gives job losses of 47.013 in Austria.

The computation in Table 4 is a rough calculation and has to be taken for what it is. Thus, the computed job numbers have to be interpreted with caution. In particular, the calculation has

⁵ This is consistent with the findings of the previous section that outsourcing activities dominate among German investment, but not among Austrian investment in Eastern Europe. One reason for this difference between Germany and Austria is the different pattern of specialization of German and Austrian investment in Eastern Europe. Germany is predominantly engaged in machinery and transport with 90 percent of outsourcing investment, while Austria is predominantly involved in banking with 30 percent of outsourcing investment.

the following shortcomings. The calculation assumes that one job lost at the level of the firm translates into one job lost to the economy as a whole. Thus, the computation ignores any general equilibrium effects. Typically, when workers lose their jobs at one particular firm, they are reemployed at some other firms with an accompanied adjustment in wages. Ignoring such general equilibrium effects may be justified when wages are not allowed to adjust due to labor market rigidities. Figure 2 of section 7 indeed shows that relative wages remained more or less fixed in both countries during the 1990s suggesting that these general equilibrium effects could not fully work themselves through the system. Thus, applying the 1 to 1 assumption does not seem to be completely unrealistic for Austria and Germany. In any case, the computation results in stronger job losses in Germany and Austria, respectively than would have taken place otherwise with flexible wages when general equilibrium effects are taken into account and thus can be seen to represent an upper bound of the true job losses due to outsourcing.

The computed losses of 128.301 (143.402) jobs in Germany and of 25.316 (47.013) jobs in Austria account for about 0.4 percent and 0.8 percent of total employment in Germany and Austria, respectively with the subjective measure of outsourcing and of 0.4 and 1.5 percent in Germany and Austria with the objective measure of outsourcing. These are indeed small numbers.

Why are these job losses so surprisingly low? To get to an answer we turn now to an econometric analysis of multinational's labor demand.

5.2 An Econometric Analysis

In this section I examine whether and how multinationals' labor demand across locations is related by estimating labor demand functions of German and Austrian parent firms. Does the multinational firm in Austria and Germany, respectively reduce labor demand in the Austrian and German labor market when wages in their affiliates in Eastern Europe decline? In this case cheaper labor in Eastern Europe substitutes for expensive labor in Austria and Germany.

Consider a firm producing in a number of countries. The firm that can decompose production across borders maximizes global profits. Global profits are the sum of revenues across locations of production minus production costs. The firm chooses a vertical decomposition of production to optimize over relative wages leading to complementarity in labor demands between locations. Thus, the location of production stages depends on relative wages if trade barriers are not prohibitive. Assembly is produced in the low wage location if there is intra-firm trade. In a simple two country case, the parent's labor demand L_i can be expressed as

$$(1) \quad L_i = \alpha_i + \beta_i w_i + \beta_j w_j + \gamma_i Y_i + \gamma_j Y_j$$

The multinational's reduced form labor demand for a given affiliate location j is the weighted sum of labor costs w and demand conditions Y across locations.⁶ The focus of our empirical analysis is to estimate the cross-elasticity of labor demand β_j . If production is vertically decomposed then the parent's labor demand will be decreasing in the wage in its location, $\beta_i < 0$, decreasing in the wage of its affiliate location $\beta_j < 0$, increasing in local demand $\gamma_j > 0$, and increasing in foreign demand $\gamma_j > 0$. On the other hand, if production is not vertically decomposed, then $\beta_j \geq 0$. With $\beta_j < 0$, multinationals are linked internationally at the firm level through trade in intermediate and final goods. As a result of those trade links affiliate jobs are complements rather than substitutes for parent firm jobs.

We estimate a log-linear version of the parent's labor demand equation (1) using ordinary least squares based on our firm survey data of 2200 investment projects in Eastern Europe by 660 firms in Austria and Germany. The data are at the firm level and are a cross section for the years 1997 – 2000 in Germany and for the years 1999 – 2000 in Austria covering the production activity of German and Austrian affiliates in all countries of Eastern Europe including the former Soviet Union. Equation 1 includes industry dummies to account for firm heterogeneity as well as time dummies for the years 1997 – 2000 in Germany and for the years 1999 – 2000 in Austria to control for time fixed effects.⁷ Due to data problems we will not distinguish between workers by skill level, because we do not observe wages for skills at the firm level. Wages w are average Euro denominated compensations per employee and Y are sales of parent firms in Austria and Germany and their affiliates in Eastern Europe. The independent variable parent employment L_i is number of workers of parent firms in Austria and Germany, respectively.

We estimate the model of multinational labor demand separately for affiliates in CEE, SEE and the CIS allowing the slope terms β and γ to vary across these regions.

⁶ For the model, see Riker and Brainard (1997).

⁷ We are not too worried about the potential problem of endogeneity of the independent variables firm wages and firm output, since the time dimension of the data set is limited. The data cover the period 1990 to 2001, but the actual figures are for the years 1997 to 2000 for Germany and 1999 to 2000 for Austria. A possible problem of endogeneity may arise when wages in Eastern Europe affiliates increase and wages of parent firms decline due to firms relocation of production towards Eastern Europe.

Table 5. Parent Labour Demand Equation

	Austria			Germany		
	CEE	SEE	CIS	CEE	SEE	CIS
dependent variable: log parent employment						
log parent output	0.88* (31.08)	0.95* (14.72)	1.11* (11.12)	0.96* (35.33)	0.97* (7.48)	1.09* (26.03)
log parent wage	-0.86* (7.80)	-0.86* (2.72)	-2.20* (4.91)	-0.48* (7.21)	-0.76* (2.23)	-0.38 (1.42)
log affiliate output	-0.04 (1.46)	-0.04 (0.70)	-0.12 (1.45)	-0.07* (2.17)	-0.13 (0.97)	0.00 (0.07)
log affiliate wage	-0.16* (2.77)	-0.04 (0.43)	0.08 (0.67)	-0.16* (3.34)	0.14 (0.73)	-0.12 (1.83)
constant	1.51 (1.14)	-1.47 (0.42)	10.47* (2.31)	-4.33* (4.90)	-2.37 (0.52)	-9.21* (3.53)
corr. R ²	0.786	0.829	0.921	0.844	0.825	0.949
number of observations	401	90	35	311	38	62

Note: Estimates are for a cross section of parent firms and their affiliates in Central Eastern Europe (CEE), Southern Eastern Europe (SEE) and the former Soviet Union (CIS) of the years 1997-2000 in Germany and 1999-2000 in Austria. Estimation is based on equation (1) and are OLS estimates including industry fixed effects and time dummies for the years 1997-2000 for Germany and 1999-2000 for Austria.

t-values are reported in parentheses.

* significant at the 5% percent level

The results of estimating equation (1) are reported in Table 5. Table 5 gives Austrian and German parent companies' labor demand, respectively for the accession countries CEE, the

candidate countries of the second round SEE, and the countries of the former Soviet Union CIS. The estimated employment demand functions show that a 10 percent decline in affiliate wages in CEE countries leads to a 1.6 percent increase rather than a decline in the parent company's employment demand in both Austria and Germany, respectively. These estimates suggest that the outsourcing activity of German and Austrian firms to the accession countries has actually helped to create jobs in Austria and Germany, respectively. Outsourcing some of the firm's activities to their CEE countries affiliates has helped Austrian and German firms to save between 65 to 80 percent of their labor costs (see Figure 1) helping these firms to stay competitive in an increasingly competitive environment. Rather than competing with each other as alternative suppliers of the same final goods, affiliates in the CEE countries complement each other by supplying different components of the same final good.

The picture looks different for the SEE countries. In the SEE countries affiliates' wages appear not to play any role for the parent firm's labor demand in Austria and Germany, respectively. At first, this seems surprising given the relative low wages in these countries. A look at Figure 1 offers, however, an answer. German and Austrian affiliates in these countries are not able to increase the productivity level as much beyond the country as a whole when producing locally. Therefore, outsourcing to the SEE countries does not offer the prospect of lowering German and Austrian firms' overall production costs as much as in the CEE countries. As an outsourcing location the SEE countries appear to be less attractive.

The picture looks again different for the CIS countries. Austria's and Germany's multinationals appear to follow a diverse strategy in these markets. German multinationals use the CIS countries to lower their overall production costs. A decline in CIS affiliate wages increases the German parent's labor demand. The relationship is significant at the 10 percent level. Austrian multinationals, however, appear to substitute cheap labor in the CIS for expensive labor in Austria. However, the relationship is not significant at conventional levels.

In sum, job losses of Austrian and German investment in Eastern Europe appear low because of two reasons. First, in Austria horizontal investment driven by market seeking considerations dominate among investment in Eastern Europe. Second, among vertical investment driven by differences in factor prices affiliate jobs in Eastern Europe appear not to compete with jobs in Austria and Germany. German and Austrian firms increase their production and employment demand in Germany and Austria when workers in their affiliates in the CEE countries become less costly. Lower costs of Eastern European affiliates help firms to lower overall production costs and to stay competitive. This appears to be the reason why the job losses of Austrian and German investment in Eastern Europe are so strikingly low.⁸

⁸ Riker and Brainard (1997), Brainard and Riker (1997) get very similar results for US multinational firms' investment strategy in face of NAFTA; see also Braconnier and Eckholm (2000) for Swedish multinationals in Eastern Europe, and Becker et al

6. A Human Capital Crisis?

In recent months a new concern has been raised by economic experts in Germany. German firms are now outsourcing headquarter activities to Eastern Europe. Germany is now losing the good jobs, the high skilled, R&D and IT jobs, not just the bad, low skilled jobs. Siemens, for example, announced in an interview with Financial Times Germany that it plans to outsource 1/3 of its R&D activity to subsidiaries located in low wage countries like India, China, or Russia. It also plans to centralize and outsource some of its headquarter activities like accounting and personnel management to Siemens subsidiaries in the Czech Republic. Siemens praised the high quality of skilled workers in Eastern Europe. Armin Sorg, the Chief Economist of Siemens argued at a conference on the Economic Consequences of Eastern Enlargement of the Friedrich Ebert Stiftung, that Eastern Europe is a particularly attractive location for Siemens compared to India and China, because of its proximity to Germany and because of the same culture and time zone.⁹ Similarly, Bank Austria has started to outsource mathematical software development and other headquarter activities to Russia. Are these corporate inversions of firm activities taking place at Siemens and Bank Austria only or are they a more general trend among multinational firms in Germany and Austria?¹⁰

⁹ See Financial Times Deutschland, 12. December 2003, and Sorg, Armin, *Erwartungen und Erfahrungen eines Großunternehmens: Das Beispiel der Siemens AG, Ökonomische Konsequenzen einer EU-Osterweiterung*, Friedrich Ebert Stiftung, Digitale Bibliothek, Bonn 2001.

¹⁰ The trend of corporate inversions has been observed in the US as well where US firms outsource IT jobs and other headquarter activity to India and partly China, see The Economist, January 2004.

Table 6. High Skill Jobs in Affiliates in Eastern Europe

		Germany				Austria			
		University and College Graduates		R&D Personnel		University and College Graduates		R&D Personnel	
		(1)	(2)	(1)	(2)	(1)	(2)	(1)	(2)
		Affiliates' High Skill Personnel Ratio ¹⁾	Affiliate to Parent Skill Ratio ²⁾	Affiliates' R&D Personnel Ratio ³⁾	Affiliate to Parent R&D Personnel Ratio ⁴⁾	Affiliates' High Skill Personnel Ratio ¹⁾	Affiliate to Parent Skill Ratio ²⁾	Affiliates' R&D Personnel Ratio ³⁾	Affiliate to Parent R&D Personnel Ratio ⁴⁾
CEE		49.94	2.93	11.10	0.85	16.26	1.20	12.65	0.47
Baltic states		22.22	1.44	5.24	0.48	10.45	1.07	3.78	0.17
Czech Republic		86.08	5.51	17.88	1.66	14.71	2.01	12.14	0.37
Hungary		13.43	0.71	9.85	0.65	16.78	1.05	20.40	0.97
Poland		26.45	1.45	6.48	0.48	17.73	2.42	5.45	0.18
Slovak Republic		39.83	2.54	3.97	0.40	18.92	0.97	12.43	0.47
Slovenia		8.33	1.10	17.07	1.06	10.23	0.37	11.41	0.47
SEE		19.66	2.05	10.10	0.65	13.79	0.78	15.39	0.52
Bulgaria		12.50	11.78	8.53	0.76	18.55	26.35	6.68	0.27
Croatia		40.00	2.59	28.50	1.78	24.39	1.60	29.72	0.87
Romania		12.77	1.31	6.91	0.33	9.55	3.72	10.86	0.42
CIS		62.39	2.89	25.02	1.86	27.02	8.22	10.40	0.25
Russia		62.58	2.86	27.82	2.88	34.84	3.69	45.77	1.01
Ukraine		-	-	5.17	1.36	20.36	19.35	3.92	0.14
Total		50.23	2.86	15.28	1.12	16.19	1.10	12.78	0.45
German parent firms		17.57		13.59		14.72		28.33	

Source: Chair of International Economics, University of Munich, firm survey of 2200 investment projects in Eastern Europe by 660 firms

¹⁾ Number of employees with university and college degree in percent of affiliates' employment. The high skill personnel ratios have been computed by adding up all university and college graduates in affiliates in a particular Eastern European country divided by total affiliates' employment in that particular Eastern European country.

²⁾ Affiliates' high skill personnel ratio relative to parents' high skill personnel ratio. The parent high skill personnel ratios have been computed by adding up all employees with university and college degrees in German parent firms divided by total parent employment in Germany. The affiliate to parent skill ratios in column (2) are computed relative to the parent high skill personnel ratios of those German parent firms only that have invested in the particular Eastern European country engaged in R&D or engineering in percent of affiliates' employment. The R&D personnel ratios have been computed by adding up all employees engaged in R&D or engineering in affiliates in a particular Eastern European country divided by total affiliates' employment in that particular Eastern European country.

³⁾ Number of employees engaged in R&D or engineering in percent of affiliates' employment. The parent R&D personnel ratios have been computed by adding up all employees engaged in R&D or engineering in affiliates in a particular Eastern European country divided by total affiliates' R&D personnel ratio. The parent R&D personnel ratios have been computed by adding up all employees engaged in R&D or engineering in German parent firms divided by total parent employment in Germany. The affiliate to parent R&D ratios in column (2) are computed relative to the parent R&D personnel ratios of those German parent firms only that have invested in the particular Eastern European country.

We can answer this question by looking at the number of skilled jobs German and Austrian firms are creating in their affiliates in Eastern Europe. How skill intensive is the activity undertaken by German and Austrian affiliates in Eastern Europe compared to their parent activity in Germany and Austria? Table 6 gives the relevant numbers for Germany.

I use two indicators to measure the skill intensity of German affiliates in Eastern Europe: the share of workers with a university or college degree and the share of personnel engaged in R&D or engineering activities in the manufacturing and service sector. The data suggest that the high skill ratios of affiliates (the number of university or college workers in percent of total affiliate workers) are 2 to 3 times as large as that of German parent firms in all three regions CEE, SEE, and CIS. The share of university or college graduates among affiliate workers in Eastern Europe varies between 86 percent (Czech Republic) and 8 percent (Slovenia). The most skill intensive activity is undertaken by affiliates in the Czech Republic (skill share of 86 percent), in Russia (skill share of 63 percent), in Croatia and Slovakia (skill share of 40 percent). This compares with an average share of university or college graduates of German parent firms of 18 percent only. Thus, measured by the number of university and college graduates, German affiliates in Bulgaria are 12 times as skill intensive than their German parent firms, affiliates in the Czech Republic 5.5 times as skill intensive, affiliates in Russia 2.9 times as skill intensive. Only affiliates in Hungary have a skill share below that of German parent firms.

A similar picture emerges when the skill intensity of German affiliates is measured by the share of workers engaged in R&D and engineering (see Table 6). The R&D personnel ratios of affiliates in Eastern Europe range between 4.0 percent (Slovakia) and 27.8 percent (Croatia and Russia). This compares with an average R&D personnel share of 13.6 percent of German parent firms. Thus, German affiliates in Russia are 2.9 times as R&D intensive as their German parent firms, affiliates in the Czech Republic and Croatia 1.7 times as R&D intensive, and affiliates in Ukraine 1.4 as research intensive. The remaining countries' affiliates' R&D intensity is below that of German parent firms.

In Table 6 I look at Austria's export of high skill jobs to Eastern Europe. It appears from the Table that the share of university and college graduate workers in percent of Austrian affiliates' workers in Eastern Europe range between 9.6 percent (Romania) and 34.8 percent (Russia) compared to a skill share of 14.7 percent of Austrian parent firms. Thus, only affiliates in Slovenia have a smaller employment share of university and college graduates compared to Austrian parent firms. Affiliates in Bulgaria employ 26 times as many university graduates compared to the Austrian parent company, affiliates in Ukraine 19 times, affiliates in Russia and Romania 3.7 times as many university graduates compared to Austrian parent firms. Although the R&D ratios of Austrian affiliates are extremely high and much larger than that of German affiliates in Eastern Europe (they range between 3.8 percent in affiliates in the Baltic States to 45.8 percent in affiliates in Russia given in Table 6), none of the Austrian affiliates' research and engineering activities in Eastern Europe exceed that of their Austrian parent firms with the exception of those in Russia. The reason for this is the extremely high R&D intensity of parent firms in Austria. The high R&D intensity of parent firms in Austria appears large indeed since they exceed that of German parent firms. This is quite striking.

One possible reason for this result is economic policy. The Austrian government gives strong tax incentives and subsidies to R&D activity which might have made firms to move more into this activity in Austria and to locate less of this activity in Eastern Europe.¹¹ One indication that the large R&D ratios of parent firms in Austria are induced by policy is the diverse pattern between the skill personnel ratios and the R&D ratios of Austrian affiliates in Eastern Europe. Typically, when the government subsidizes R&D, the R&D sector expands and competes with other sectors for skilled workers. However, when firms have the option to outsource some of the activities to Eastern Europe which use skilled workers but which do not qualify for a domestic R&D subsidy (such as high tech activity in other sectors), they can avoid competing for talent in the local labor market.¹²

Take the example of Russia, Ukraine, and Bulgaria as outsourcing locations. Austrian affiliates in Bulgaria and Ukraine employ 26 to 19 times as many skilled workers in production than their parent firms in Austria, but only 0.27 and 0.14 times as many skilled workers in research and engineering. A similar but less striking picture emerges in Russia. Austrian affiliates in Russia use 3.7 times as many skilled workers in production and the same amount of skilled workers in R&D activity as Austrian parent firms. German affiliates in Russia use about the same skill intensity in production as well as research (see Table 6). In sum, affiliate activities of Austrian multinationals in Eastern Europe appear to be more skill intensive in terms of their share of university and college workers but less skill intensive in terms of their R&D intensity, although the R&D ratios of Austrian affiliates in some of the Eastern European countries turn out to be extremely large.

These are striking and puzzling numbers. German and Austrian multinationals tend to outsource the most skill and R&D intensive activities to Eastern Europe. Why is this happening? Economic theory guides us to look at the factor endowment of these countries for an answer. If countries outsource the most skill intensive activities to other countries, then these countries must be poorly endowed with skills relative to their trading partners.¹³ Table 7 documents Germany's and Austria's endowment with skills compared to Eastern Europe. It appears from the table that the Baltic States, Russia, Hungary, and Bulgaria are the most skill rich countries as measured by the share of the labor force with a tertiary education level. Germany's education level lies below the OECD average and roughly matches that of the CEE countries average. In particular, Germany is less skill rich than the Baltic States, Russia, and Hungary. In this ranking of countries Austria turns out to be one of the most skill poor countries.¹⁴

¹¹ Moreover, Austria has one of highest share of state financed R&D, see Marin (1995).

¹² For Austria's R&D and technology policy and its effects see Marin (1995).

¹³ For a theory of multinational investment based on factor endowment differences between countries, see Helpman (1984).

¹⁴ These numbers do not say much about the quality of education in these countries. The numbers are quantitative measures of formal education only.

Table 7. Skill Endowment of Selected Countries

education levels in percent of the labour force

	high skill ¹⁾		low skill ²⁾	
	1998	2007	1998	2007
OECD high income countries³⁾, average	0.16	0.26	0.77	0.74
Austria	0.07	0.18	0.91	0.82
Germany	0.15	0.24	0.76	0.76
France	0.24	0.29	0.76	0.71
Sweden	0.13	0.30	0.72	0.69
Finland	0.12	0.35	0.78	0.65
Netherlands	0.26	0.32 ⁴⁾	0.74	0.68
United Kingdom	0.15	0.32	0.75	0.67
Italy	0.10	0.16	0.90	0.84
Norway	0.17	0.33	0.69	0.67
Japan	0.19	0.40	0.71	0.60
CEE⁵⁾, average	0.14	0.23	0.74	0.77
Baltic States	0.20	0.30	0.59	0.70
Czech Republic	0.11	0.14	0.89	0.86
Hungary	0.15	0.21	0.84	0.79
Poland	0.11	0.22	0.85	0.78
Slovakia	0.11	0.15	0.57	0.85
Slovenia	0.07	0.22	0.86	0.78
SEE⁶⁾, average	0.10	0.19	0.84	0.81
Bulgaria	0.12	0.24	0.82	0.76
Romania	0.08	0.13	0.88	0.87
Croatia	0.10	0.18	0.83	0.82
Russia ⁷⁾	0.18	0.53	0.49	0.47

Source: International Labor Organization

¹⁾ tertiary education (third level, first stage, leading to a first university degree or equivalent qualification + third level, second stage, leading to a post-graduate university degree)²⁾ no schooling + first level + second level, first stage + second level, second stage³⁾ Austria, Germany, France, Sweden, Finland, Netherlands, United Kingdom, Italy, Norway⁴⁾ 2008⁵⁾ Hungary, Czech Republic, Poland, Slovakia, Slovenia, Lithuania, Estonia⁶⁾ Bulgaria, Croatia, Romania⁷⁾ In 2007 polytechnique schools have been included into tertiary education, while not being included before.

What has happened to the two countries, Austria and Germany, world famous as the ‘nations of poets and thinkers’ that both rank so low among the rich OECD countries? To understand

why Germany and Austria fare so poorly in an international comparison of skill endowment levels, we have to turn to history on the one hand and to the accumulation of skills in the post war period on the other.

I have estimated in Marin (1995) that World War II and the mass killing of Jews in the holocaust has destroyed 30 percent of Austria's human capital stock. A less conservative estimate by Stadler (1987) which includes the Jewish population which were not members of Jewish communities as well as the skilled non Jewish population which went into exile range the loss of Austria's human capital stock at 67 percent. Most efforts in Austria in the post war period went into rebuilding the physical capital stock destroyed by World War II. But Austria never recovered from the destruction of its human capital stock, as the accumulation of skills in the post war period has not been able to make up for it.¹⁵

In Table 8 I look at the accumulation of skills in the post war period in the two countries. Table 8 reports the annual growth rates of the human capital stock per person in the two countries for the period 1960 to 1997. This measure of human capital is obtained by aggregating five education levels using the market wage of each education level as a weight. The market wage of each education level, in turn, is estimated by a Mincer type wage equation which relates years of schooling to the hourly wage rate.¹⁶ The table shows that human capital accumulation has dramatically slowed in the 1990s in both countries. In Germany the annual growth rate of the human capital stock per person declined from 0.75 percent in the 1980s to 0.18 percent in the 1990s. This is a slowdown in the annual growth rate by more than 2/3. In Austria, the annual growth rate of the skill stock more than halved between the 1980s and 1990s from 0.37 percent to 0.15 percent. Thus, in the 1990s when trade integration with the former communist countries and the revolution of information technology both have put pressure on the demand for skilled labor, the supply of skilled labor has almost come to a hold in both countries. This has generated a dramatic scarcity of human capital in both countries.

¹⁵ I am not aware of a similar estimate for Germany.

¹⁶ For details on the estimation procedure see Koman and Marin (2000).

Table 8. Human Capital Stock per Person
annual growth rates in percent

	Austria	Germany
1960-1980	0.45	0.85
1980-1990	0.37	0.75
1990-1997	0.15	0.18
1960-1997	0.37	0.69

Source: Koman and Marin (2000)

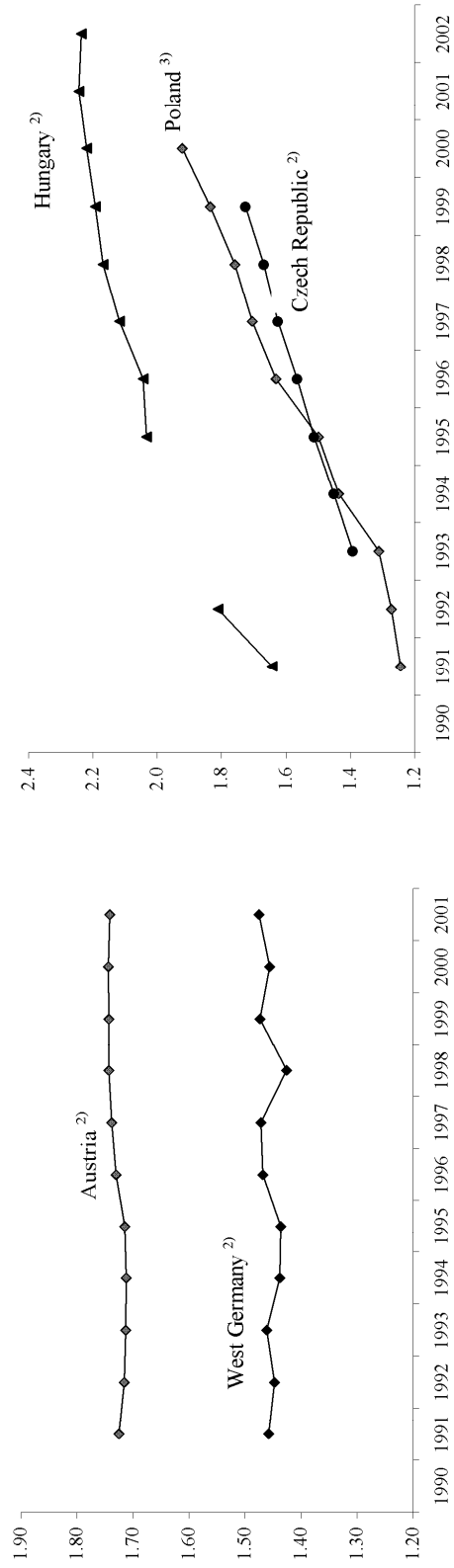
7. A Reverse Pattern of ‘Maquiladoras’ in Austria and Germany?

These numbers suggest that the source of the problem is the relative scarcity of human capital in Germany and Austria. German and Austrian firms move the most skill intensive activities to Eastern Europe, because they cannot find the skilled workers in their home labor market. The skill move to Eastern Europe may explain why the wage gap between skilled and unskilled workers has remained constant over the 1990s in Germany in spite of the information revolution and trade integration with Eastern Europe.

Figure 2 gives the ratio of skilled to unskilled wages in the 1990s in Germany and Austria on the one hand and in Poland, Hungary and the Czech Republic on the other. We use as a proxy for the skill wage ratio relative wages of non-production to production workers. The data show a strong increase in the relative wage for skills in Poland and the other accession countries during the 1990s, while this ratio remained constant in Germany and declined somewhat in Austria. These data do not show a pattern of factor prices that trade economists usually expect from trade and investment integration. Take the example of Germany and Poland. Typically, when a skill rich country like Germany (relative to Poland) integrates with a skill poor country like Poland (see Table 7), we expect relative wages for skills to go up in Germany and to decline in Poland. The reason is that trade integration leads a country to specialize in those sectors which use the country’s abundant factor intensively. Thus, skill rich Germany specializes in the skill intensive sectors and labor rich Poland specializes in labor intensive sectors. As a result the relative demand for skills goes up in Germany and declines in Poland leading to an increase in the relative wage for skills in Germany and to a decline of

those in Poland. By the same argument in skill poor Austria relative wages for skills are expected to decline with trade integration with Eastern Europe.

Figure 2. Relative Wages ¹⁾



Source: Statistik Austria, Statistische Bundesamt, Główny Urząd Statystyczny, Český Statistický Úrad, Központi Statisztikai Hivatal; various years

1) non-production / production workers

2) industry

3) manufacturing

Why have relative wages for skilled workers increased in Eastern Europe and remained constant in Austria and Germany? Why do we observe a perverse Stolper-Samuelson effect in these countries? Economic experts have explained the constancy of the wage gap in Germany and Austria in the 1990s by labor market rigidities. Labor market rigidities may explain why low skilled wages have not declined. But the puzzle remains. Why have skilled wages not increased in Germany and why have they not declined in Austria with trade integration with Eastern Europe?¹⁷ Let's first focus on Germany. Two easy answers for the constancy of the wage gap in Germany may be obtained from Tables 1, 2 and 7. First, Table 1 and 2 show that the trade and investment shares with Eastern Europe are too small to have an impact on wage inequality in Germany.¹⁸ But if this is the answer, why then have trade and investment integration with Eastern Europe not influenced wage inequality in Austria, where these shares are much larger? Second, Table 7 shows that Germany's endowment with skills more or less matches the CEE countries' average. Thus, relative factor prices may not have changed in Germany, because Germany's trade integration with the CEE countries is integration among countries with similar factor endowments. But if this is the right answer, why then have relative wages for skills in the CEE countries not remained more or less the same as well?¹⁹ Something else must be at work here.

Feenstra and Hanson (1996) have argued in the context of the North American Free Trade Agreement (NAFTA) that this perverse Stolper-Samuelson effect can be explained by capital movements in the form of foreign direct investment from the US to Mexico. US multinationals started to outsource the more labor intensive stages of production to Mexico. The so called Maquiladoras emerged in Mexico. Maquiladoras are affiliates of US multinationals in Mexico which specialize in the low skill intensive part of the value chain. In their model a single manufactured good is produced from a continuum of intermediate inputs, which are in turn produced using skilled workers, unskilled workers, and capital. Assuming that trade does not lead to factor price equalization, the equilibrium is described by the labor rich South (Mexico) producing and exporting a range of inputs up to some critical ratio of skilled to unskilled labor, with the skill rich North (US) producing the remainder of the inputs. The northern inputs include such activities as R&D and marketing, which use little or no unskilled labor, while the activities that are more intensive in unskilled labor are outsourced to the South. In this model US multinationals' outsourcing activities to Mexico leads relative wages for skills to increase in the US as well as in Mexico. The reason is that the outsourced activity from the US to Mexico is less skilled labor intensive than what the US is now producing, but more skilled-labor intensive than what Mexico used to produce. As a result demand for skilled labor increases in both countries.

The data I have just presented, however, suggest that with Eastern Enlargement a 'Reverse Maquiladoras' effect is in the process of emerging in Germany and Austria. German and Austrian multinationals outsource the more skill intensive stages of production to Eastern Europe

¹⁷ Fersterer and Winter-Ebner (2003) actually find a slight decline in the return rates on education in Austria.

¹⁸ see Krugman (1994) who argues that the trade shares with low wage countries in the US are much too small to explain the increase in wage inequality in the US.

¹⁹ One could argue that the CEE countries' transformation from a planned to a market economy has actually contributed to the increase in the wage gap in these countries. Lorentowicz, Marin, Raubold (2008) finds weak support for this for Poland.

(see Table 6²⁰) and specialize in the more labor intensive stages of production in Germany and Austria, respectively. Thus, firms in Germany and Austria are in the process of becoming the Maquiladoras of German and Austrian affiliates in Eastern Europe with a reversal of roles between headquarter and affiliate activities. The activities transferred by German and Austrian multinationals to Eastern Europe are more skill intensive than those now produced in Germany and Austria, respectively. As a result, the relative demand for skilled labor declines in Germany and Austria. This way, firms' outsourcing of high skill intensive activities to Eastern Europe has helped to ease the human capital crisis in Germany and Austria. This may explain why relative wages for skills in Germany have not increased with the revolution of information technology in the 1990s as firms' outsourcing activities have removed some of the demand pressure on skills from the German labor market. Whether relative wages for skills increase or decline in Eastern Europe depends on whether or not the outsourcing activities transferred to Eastern Europe are more or less skill intensive than the activities formerly produced in Eastern Europe. The increases in relative wages for skills in Eastern Europe suggest that the activities transferred from Germany and Austria, respectively are more skill intensive than those formerly produced in Eastern Europe.²¹

In order to take a look at whether a 'Reverse Maquiladoras' effect is indeed at work in Austria and Germany we run the Feenstra and Hanson regressions for Austria, Germany, and Poland to examine the importance of outsourcing for relative wages for skilled workers in these three countries. We examine whether annual changes in nonproduction workers' wages relative to production workers wages as a proxy for relative wages for skilled workers is negatively correlated with annual changes in outsourcing and other control variables (which are suppressed) in Austria and Germany and positively correlated in Poland. We indeed find this.²² In the period 1991 to 2003 the annual growth rate of outsourcing as measured by the share of imported inputs in percent of value added increased by 2.5 percent in Germany and by 5.8 percent in Austria (1995 to 2002) and in Poland by 6.9 percent (1994 to 2002) as measured by the ratio of foreign to domestic assets. As can be seen from Figure 3 during the same period the annual growth rates of relative wages between skilled and unskilled workers was 0.21 percent in Germany, -.29 percent in Austria, and 4.4 percent in Poland. Figure 3 gives the contribution of outsourcing to the annual changes in relative wages of skilled workers based on the Feenstra and Hanson regressions for these three countries. Outsourcing contributes 41

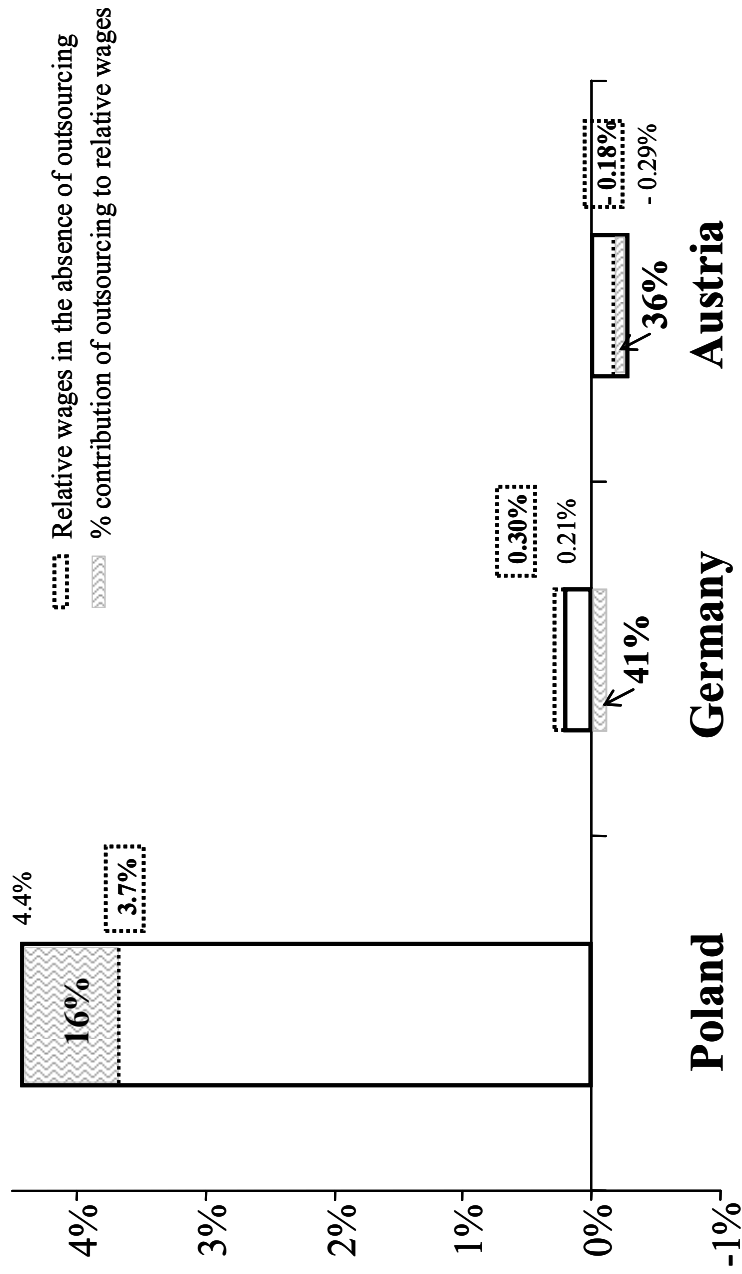
²⁰ Austrian multinationals in particular to skill rich Bulgaria, Russia, Ukraine, Romania, the Czech Republic and Poland; German multinationals in particular to Bulgaria, the Czech Republic, Russia, and the Slovak Republic.

²¹ In the Feenstra and Hanson (1996) model it is assumed that the US is the skill rich country and Mexico the labor rich country with US firms outsourcing of the labor intensive stages of production to Mexico leading to an increase in relative wages for skills in both countries. Applying this model to Germany and Eastern Europe with Germany as the skill poor country and Eastern Europe as the skill rich country leads to the prediction that German outsourcing to EE leads to a decline in relative wages for skills in both countries. To reconcile the model with the fact that relative wages for skills increased in Eastern Europe one has to assume exogenous differences in technology between the two countries and/or that the activity transferred is more skill intensive than the rest of the recipient economy, see Feenstra and Hanson (1996) for the stability conditions and relative wages. This paper does not attempt to explain the evolution of the wage gap in Eastern Europe. To do so requires more careful analyses of each particular CEE country. For example, Poland's stark increase in the relative wage for skills appears to be induced by outsourcing investments from skill rich countries like France, the US and the Netherlands rather than Germany.

²² For more details on the empirical results for Austria and Poland see Lorentowicz, Marin, Raubold (2008) and for Germany see Marin and Raubold (2006).

percent in Germany, 36 percent in Austria, and 16 percent in Poland to the change in relative wages for skilled workers in these countries. In other words, in the absence of outsourcing relative wages for skilled workers would have increased by 41 percent more in Germany (instead of increasing by 0.21 annually it would have increased by 0.30 percent annually), and relative wages for skilled workers would have declined by 36 percent less in Austria (instead of declining by 0.29 percent annually it would have declined by 0.18 percent annually). In Poland the relative wage would have increased by 3.7 percent rather than by 4.4 percent in the absence of outsourcing.

Figure 3. Contribution of Outsourcing and Offshoring to Relative Wages between Skilled and Unskilled Workers



Outsourcing: Poland: 1 +(foreign fixed assets/domestic fixed assets), manufacturing, Austria and Germany: (imported inputs from own sector/value added of sector)*100, mining and manufacturing

Relative wages: non-production to production workers in manufacturing for Poland, Germany, and mining and manufacturing for Austria

Poland: 23 two-digit NACE industries, 1994-2002; Germany: 19 two-digit NACE industries, 1991-2003,

Austria: 15 two-digit NACE industries, 1995-2002, other controls are suppressed.

Source: Lorentowicz, Marin, Raubold (2008), Marin and Raubold (2006)

8. What Can Be Done?

Can an R&D Subsidy Prevent the Exodus of Skilled Jobs?

The governments in Germany and Austria might be tempted to address the problem of firm s' outsourcing of headquarter activity by subsidizing skill intensive activities in Germany and Austria. On December 19, 2003 Chancellor Schroeder declared in the public media that his government will meet the challenge of the loss of high skill jobs to offshore production to low wage countries by creating high skill jobs in Germany. The German labor unions IG Metall ask to make subsidies and public procurement projects contingent on local production. Do these policies make sense? Are they desirable for the economy as whole?²³

A subsidy on high skill intensive activity may as well make things worse when a country is faced with a human capital scarcity. By increasing the profitability of R&D activity, firms will increase their demand for high skilled labor exacerbating the scarcity of human capital. When the human capital constraint binds, the subsidy will result in a relative increase in skilled wages leading to a decline in manufacturing activity. The reason is that the subsidy induces the R&D sector to compete with the manufacturing sector for scarce skilled workers pushing up the wages for skills. The expansion of the R&D sector then crowds out the activity of the manufacturing sector. As a result the manufacturing sector contracts and the country end up with higher relative wages for skilled workers than before the R&D subsidy was introduced. This unexpected result of a R&D subsidy is generated by the economy wide scarcity of human capital.²⁴

Liberalize the Movement of Skilled Workers with Eastern Enlargement

If an R&D subsidy cannot help what actually can help? If the governments in Germany and Austria care about where these skill intensive headquarter activities take place (and it might make sense to care about it) it needs to find a way to relax the constraint on human capital in the economy. There are two non exclusive ways to do this: to let skills come in from other countries, immigration and/or to produce more skills, education policy. As I have shown in the paper, human capital accumulation has dramatically slowed in the 1990s, in particular in Germany. Therefore, it is important to create an environment in which people find it attractive to invest in human capital. This requires letting relative returns to education to increase by introducing more flexible labor markets in which relative wages for skills can adjust to

²³ See, Süddeutsche Zeitung, September 3, 2003. To get a sense of the crisis felt in Germany consider the new proposal discussed in the social democratic party of government Schroeder. On January 5, 2004 Schroeder declared that he wants to meet the challenges ahead by creating 10 ivy league universities like Harvard and Stanford in Germany. This sounds like revolution for a party with an egalitarian tradition typically opposed to any elitist ideas in particular in education. But the party still opposes tuition fees for students when Tony Blair's labor government is introducing just that in British universities.

²⁴ For this counterintuitive effect of a R&D subsidy see Grossman and Helpman (1991). This effect of a R&D subsidy will be particularly prevalent in small countries with a small number of skilled workers. An example is Austria. The Austrian government pursued an active R&D policy in the late 1980s and early 1990s with the described unintended results, see Marin (1995).

changes in market conditions. The PISA study documented that Germany has a problem not only in the quantity of educated people it produces, but also in the quality of education. Education policy is now one of the central policy issues of the German government and rightly so. Focussing on the quantity of human capital produced, Koman and Marin (2000) show that the decline in the growth rate of human capital in the 1990s has come with the costs of 0.5 and 0.3 percentage points less growth annually in Germany and Austria, respectively. These estimates calculate the direct growth effects of human capital but do not take into account potential spillovers to the rest of the economy. If the scarcity of human capital leads corporations to outsource headquarter and R&D activities to other countries and these activities generate spillovers to the rest of the economy, then the scarcity of human capital may come with growth losses of much larger size than those obtained from a direct growth accounting calculation^{25 26} It is important to note, however, that firms' outsourcing to Eastern Europe leads - like any form of economic integration - to an increase in welfare in both Austria and Germany on the one hand and Eastern Europe on the other.²⁷

But education policy will take time to change the skill endowment of a country. Immigration is definitely the faster way to deal with a human capital crisis. In Germany the Green Card for IT jobs is the first attempt to bring skills into the country. The German government is now discussing a new immigration law which will govern immigration under European Enlargement. Liberalizing the movement of high skilled labor with Eastern Enlargement would be desirable under these circumstances. The import of skilled workers from Eastern Europe would lower relative wages for skilled workers (assuming labor markets are allowed to adjust) and with it the cost of innovation in Germany. This will make it attractive for firms to undertake these knowledge intensive activities in Germany rather than Eastern Europe.

²⁵ Indirect evidence that the outsourcing activities of German multinationals are producing such spillovers to the rest of the economy is Protsenko (2003). He estimates with the same firm survey data whether vertical and horizontal FDI differ with respect to their spillover effects in the Czech Republic. He finds that German vertical FDI in the Czech Republic has positive effects on the productivity of local firms, while horizontal FDI does not have such effects. This stands in contrast with previous studies on FDI in the Czech Republic which typically find negative productivity effects of total FDI, not distinguishing between vertical and horizontal FDI. These positive spillovers from vertical FDI on a host country casts doubts on the previously held notion that offshore production is a 'bad' thing for a country receiving FDI. What appears to matter here is what kind of firm activity is outsourced to the host country.

²⁶ Coe and Helpman (1995) estimate international R&D spillovers and they find that it does matter economically where the R&D activity takes place.

²⁷ For the difference between welfare and growth in a global economy, see Grossman and Helpman (1991), for the welfare effects of outsourcing, see Feenstra and Hanson (1996).

References:

Becker, Sascha, Karolina Ekholm, Robert Jäckle and Marc-Andreas Muendler (2005), Location Choice and Employment Decisions: A Comparison of German and Swedish Multinationals, *Review of World Economics (Weltwirtschaftliches Archiv)*, Vol. 141(4), 693-731.

Bourguignon, François, Diane Coyle, Raquel Fernández, Francesco Giavazzi, Dalia Marin, Kevin H O'Rourke, Richard Portes, Paul Seabright, Anthony Venables, Thierry Verdier, und L Alan Winters (2002), *Making Sense of Globalization. A Guide to the Economic Issues*. Report to the Group of Policy Advisors, European Commission, Centre for Economic Policy Paper No.8, London.

Braconier, Henrik and Carolina Ekholm (2000), Swedish Multinationals and Competition from High- and Low-Wage Locations, *Review of International Economics*, 8, pp.448-461.

Brainard, Lael S. (1993), *A Simple Theory of Multinational Corporations and Trade with a Trade-Off Between Proximity and Concentration*, National Bureau of Economic Research Working Paper No. 4269.

Brainard, Lael S. (1997), An Empirical Assessment of the Proximity-Concentration Trade-off between Multinational Sales and Trade, *American Economic Review*, Vol. 87 (4), pp. 520-44.

Brainard, Lael and David Riker (1997), *U.S. Multinationals and Competition with Low Wage Countries*, National Bureau of Economic Research Working Paper No. 5959.

Coe, David T. and E. Helpman (1995), International R&D spillovers, *European Economic Review* 39, pp. 859-887.

The Economist (2003), *Offshoring: Relocating the back office*, 11th December 2003.

Feenstra, Robert C. and Gordon H. Hanson (1996), Foreign Investment, Outsourcing and Relative Wages. In: Feenstra, R.C., G.G. Grossman, and D.A. Irwin (eds) *Political Economy of Trade Policy: Essays in Honor of Jagdish Bhagwati*. The MIT Press, Cambridge, pp 89-127.

Fersterer, Josef and Rudolf Winter-Ebner (2003), Are Austrian Returns to Education Falling over Time?, *Labour Economics*, 10 (1), pp. 73-89.

Grossman, Gene and Elhanan Helpman (1991), *Innovation and Growth in the Global Economy*, MIT Press, Cambridge.

Grossman, Gene and Elhanan Helpman (2002), Integration vs. Outsourcing in Industry Equilibrium. *The Quarterly Journal of Economics*. 117 (1). pp. 85-120.

Hanson, Gordon H., Raymond J. Mataloni, and Matthew J. Slaughter (2001), *Expansion Strategies of U.S. Multinational Firms*. National Bureau of Economic Research, NBER WP 8433, Cambridge.

Helpman, Elhanan (1984), A Simple Theory of International Trade with Multinational Corporations, *Journal of Political Economy*, Vol. 92 (3), pp. 451-71.

Helpman, Elhanan and Paul Krugman (1985) *Market Structure and Foreign Trade*. The MIT Press, Cambridge, MA.

Hofer, Helmut and Karl Pichelmann (2001), Price and Quantity Adjustments in the Austrian Labour Market, *Applied Economics*, 33, pp. 581-592.

Hummels, David, Jun Ishii, and Kei-Mu Yi (2001), The Nature and Growth of Vertical Specialization in World Trade, *Journal of International Economics*, 54 (1), pp. 57-96.

Koman, Reinhard and Dalia Marin (2000), *Human Capital and Macroeconomic Growth: Austria and Germany 1960-1997*, Münchner Wirtschaftswissenschaftliche Beiträge.

Krugman, Paul (1994), Does Third world growth hurt first world prosperity? *Harvard Business Review*, 72:113-121.

Krugman, Paul (1995), Growing World Trade: Causes and Consequences, *Brookings Papers on Economic Activity*. 1. pp. 327-377.

Lorentowicz, Marin, Raubold (2008) *Is Human Capital Losing from Outsourcing? Evidence for Austria and Poland*, in: St. Brakman and H. Garretsen (Eds.) *Recent Developments in International Trade: Globalization and the Multinational Enterprise*, MIT Press, Cambridge

Marin, Dalia (1995), *Learning and Dynamic Comparative Advantage: Lessons from Austria's Post-war Pattern of Growth for Eastern Europe*, CEPR Discussion Paper No. 1116, London.

Marin, Dalia (2008), The New Corporation in Europe. *BRUEGEL Policy Brief*, September 2008

Marin, Dalia, Andzelika Lorentowicz, Alexander Raubold (2002), Ownership, Capital, or Outsourcing: What Drives German Investment to Eastern Europe? In: Herrmann, Heinz and Robert E. Lipsey (Eds.) *Foreign Direct Investment in the Real and Financial Sector of Industrial Countries*.

Marin and Raubold (2006), *The Declining Prospects for Human Capital in Germany*, University of Munich, Mimeo.

Marin, Dalia and Thierry Verdier (2003), *Globalization and the Empowerment of Talent*, CEPR Discussion Paper No. 4129, London.

Markusen, James and Anthony Venables (2000), The Theory of Endowment, Intra-Industry, and Multinational Trade, *Journal of International Economics* 52, pp. 209-234.

Protsenko, Alexander (2003), *Vertical and Horizontal Foreign Direct Investment in Transition Countries*, PhD. Dissertation, University of Munich.

Sorg, Armin (2000), Erwartungen und Erfahrungen eines Großunternehmers: Das Beispiel der Siemens AG, in: *Ökonomische Konsequenzen einer EU-Osterweiterung: eine Veranstaltung der Friedrich-Ebert-Stiftung am 15. Dezember 1999 in Berlin Bonn - Reihe "Wirtschaftspolitische Diskurse"*, 131, Bonn.

Stadler, Friedrich (Ed.) (1987), *Vertriebene Vernunft, Emigration und Exil österreichischer Wissenschaft 1930-40*, Wien: Jugend und Volk.

